

Scott County Public Schools



2017

SUPERINTENDENT'S ANNUAL REPORT

Mr. John I. Ferguson

Scott County School Board

K.C. Linkous,
Clerk of the Board

Beverly Stidham,
Deputy Clerk of the Board

David Templeton
592 Little Valley Road
Gate City, VA 24251
276-386-2908 (H)
david.templeton@scottschools.com

District 1

William R. Quillen, Jr.
P.O. Box 983
Gate City, VA 24251
423-335-0028 (C)
bill.quillen@scottschools.com

District 4

L. Stephen Sallee
3725 Lunsford Mills Road
Hiltons, VA 24258
276-386-3301 (H)
steve.sallee@scottschools.com

District 2

Gail L. McConnell
5875 River Bluff Road
Fort Blackmore, VA 24250
276-467-2259(H)

District 5

Linda Gillenwater
194 Tractor Drive
Gate City, VA 24251
276-452-4124 (H)
linda.gillenwater@scottschools.com

District 3

Larry Horton
12142 Fairview Road
Blackwater, VA 24221
276-940-2810 (H)

District 6

In compliance with the Executive Order 11246; Title II of the Education Amendments of 1976; Title VI of the Civil Rights Act of 1972; Title IX Regulation 1964 and Implementing Education Amendments of 1972; Section 504 of the Rehabilitation Act of 1973; the Genetic Information Nondiscrimination Act (GINA) of 2008 and all other Federal, State, School rules, laws, regulations, and policies, Scott County Public Schools shall not discriminate on the basis of race, color, religion, national origin, political affiliation, gender/sex (including pregnant and parenting students), age, marital status, disability, or genetic information in any educational program including vocational education for career and technical students, daily activities or extra-curricular activities, or the admission to such programs or activities, and provides equal access to the Boy Scouts and other designated youth groups.

El Distrito Escolar Scott County no discrimina por motivos de raza, religión, color, origen nacional, genero, sexo (incluyendo a las mujeres embarazadas y padres), edad, estado civil, información genética, discapacidad, o edad en la prestación de servicios de educación, actividades y programas, incluyendo programas vocacionales, de acuerdo con el Título VI de los Derechos Civiles la Ley de 1964, según enmienda, Titulo IX de las Enmiendas Educativas de 1972, y la Sección 504 de la Ley de Rehabilitación de 1973, según enmendada. El Coordinadora del distrito del Titulo IX, Brenda Robinette, La Coordinadora de las Sección 504 es la, Jason Smith.

Scott County School Board Office
340 East Jackson Street
Gate City, VA 24251

Phone: 276-386-6118
Fax: 276-386-2684

Message from the Superintendent




It is my pleasure to present to you the SCPS 2017 Superintendent's Annual Report. The goal of this publication is to report the significant accomplishments of the past school year and to provide an update on current activities.

We are pleased that all Scott County schools are fully accredited through the Virginia Department of Education and have met all of the Annual Measurable Objectives as outlined on the national level. We continue to shine in academic achievement and are glad to have the support of parents, civic organizations, and businesses. Each and all play a crucial, supportive role in the education of our children.

We are blessed to reside in a community where there are such high expectations among students, parents, staff, and other stakeholders regarding the quality of our educational programming. We appreciate these high expectations and intend to strive for continuous achievement. Each child deserves the best we have to offer. Thank you for your commitment to the education of the students of Scott County Public Schools.

John I. Ferguson,
Superintendent



Per Pupil Expenditure

2015 – 2016

SOURCES	3537.97 ADM	PER PUPIL EXPENDITURE
STATE FUNDS	\$22,439,095.91	\$6,342.36
SALES TAX	\$3,216,449.00	\$909.12
FEDERAL FUNDS	\$4,313,879.91	\$1,219.31
LOCAL FUNDS	\$6,371,691.49	\$1,800.95
TOTAL SCHOOL OPERATING & CAFETERIA FUND EXPENDITURES	\$36,341,116.31	\$10,271.74

Actual

2016 - 2017

SOURCES	3458.14 ADM	PER PUPIL EXPENDITURE
STATE FUNDS	\$23,488,599.58	\$6,792.26
SALES TAX	\$3,274,889.00	\$947.01
FEDERAL FUNDS	\$3,831,784.68	\$1,108.05
LOCAL FUNDS	\$6,112,449.86	\$1,767.55
TOTAL SCHOOL OPERATING & CAFETERIA FUND EXPENDITURES	\$36,707,723.12	\$10,614.87

Estimate

2017 - 2018

SOURCES	3435 ADM	PER PUPIL EXPENDITURE
STATE FUNDS	\$24,097,134.00	\$7,015.18
SALES TAX	\$3,308,278.00	\$963.11
FEDERAL FUNDS	\$3,763,544.00	\$1,095.64
LOCAL FUNDS	\$6,654,509.00	\$1,937.26
TOTAL SCHOOL OPERATING & CAFETERIA FUND EXPENDITURES	\$37,823,465.00	\$11,011.19

Projected

Mission and Priorities

Scott County Public School Division

enables, inspires, and empowers students to achieve high academic standards, lead ethical lives, and become responsible citizens. Through a sustained commitment to education, SCPS Division aspires to establish a community of respectful, cooperative, and compassionate learners.

- Priority 1 SCPS will meet or exceed the high academic standards as outlined in the Standards of Accreditation and the Elementary and Secondary Education Act through scientific, research-based instructional strategies and assessments.
- Priority 2 SCPS will provide staff, resources, and direction to allow all students to reach their learning potential.
- Priority 3 SCPS will recruit, hire, train, retain, and develop quality teaching personnel, staff and administrators, who will be prepared and responsible for school improvement, increased student achievement and the development of life-long learning skills.
- Priority 4 SCPS will differentiate staff development needs as determined by surveys, SOL data, state mandates, and/or instructional specialization.
- Priority 5 SCPS will implement a foundation for life-long physical health, the guidance to develop emotional and self-confidence, respect for others, and the ability to engage in responsible behavior.
- Priority 6 SCPS will maintain a safe and disciplined environment conducive to student learning and employee effectiveness. All facilities will be student-centered, safe, attractive, accessible, and well-maintained; and the product of a well-formulated comprehensive plan to meet present, as well as future, educational needs.
- Priority 7 SCPS will maintain an alternative education which is in compliance with federal and state requirements by assisting students who may be at risk of failing to meet graduation requirements.
- Priority 8 SCPS will expand the number of students who enroll in career and technical education courses.
- Priority 9 SCPS will continue to expand the percentage of students who are enrolling in challenging coursework; including advanced placements, dual enrollment and the Governors' schools, to prepare all students for success as members of a global community and economy.
- Priority 10 SCPS will collaborate with all stakeholders and assure the public is adequately informed as to the condition and direction of the school system. We will promote student learning through the involvement of family, school, and community partnerships. These partnerships bring students, parents, principals, teachers, businesses, community groups, and others together to make education the highest public priority.

Supervision & Administration

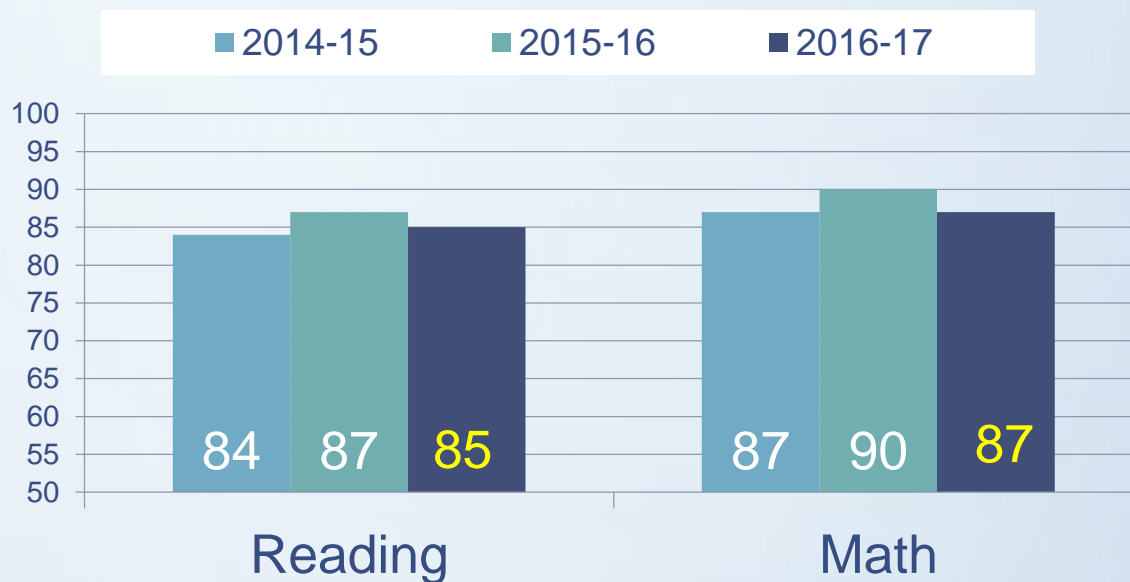




Tammy Quillen,
Elementary Supervisor &
Director of Testing



Standard of Learning Assessments



STATE RANK BY YEAR

	<u>2011</u>	<u>2012</u>	<u>2013</u>	<u>2014</u>	<u>2015</u>	<u>2016</u>	<u>2017</u>
ALL SOL TESTS	5th	8th	19th	22nd	10th	7th	11th
READING	10th	9th	31st	30th	18th	8th	15th
WRITING	19th	12th	20th	45th	32nd	32nd	60th
HISTORY	9th	3rd	12th	18th	4th	4th	7th
MATH	6th	20th	26th	23rd	12th	5th	8th
SCIENCE	2nd	5th	8th	11th	25th	13th	26th

2016-2017 SOL Pass Rate by School

DUFFIELD PS	English	77.88%
	History	90.91%
	Math	91.26%
DUNGANNON IS	English	90.32%
	History	87.88%
	Math	80.65%
FORT BLACKMORE PS	Science	85.71%
	English	66.67%
GATE CITY HS	Math	75.00%
	English	90.03%
	History	92.31%
	Math	81.51%
GATE CITY MS	Science	83.33%
	English	81.70%
	History	94.78%
	Math	87.53%
HILTON ES	Science	87.94%
	English	91.30%
	History	95.24%
	Math	94.29%
NICKELSVILLE ES	Science	80.00%
	English	87.26%
	History	89.09%
	Math	89.17%
	Science	76.67%

RYE COVE HS	English	81.59%
	History	94.07%
	Math	86.67%
	Science	81.42%
RYE COVE INT	English	89.16%
	History	70.21%
	Math	89.22%
	Science	96.43%
SHOEMAKER ES	English	78.42%
	History	85.92%
	Math	86.43%
	Science	83.58%
TWIN SPRINGS HS	English	73.47%
	History	94.69%
	Math	89.09%
	Science	83.69%
WEBER CITY ES	English	91.88%
	History	100.00%
	Math	90.63%
	Science	92.86%
YUMA ES	English	89.91%
	History	95.00%
	Math	92.59%
	Science	94.87%



Pre-Kindergarten Program

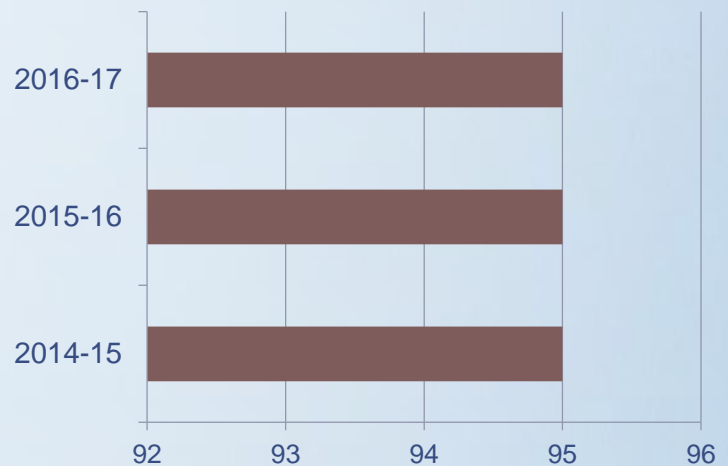
- 6 classrooms
 - Duffield Primary
 - Hilton Elementary
 - Nickelsville Elementary
 - Shoemaker Elementary
 - Weber City Elementary
 - Yuma Elementary
- 99 students
- Uses Virginia's Foundation Blocks for Early Learning to guide the curriculum
- Supported by the Virginia Preschool Initiative



Scott County Public School Statistics

- 3,458 students (*March ADM*)
- 3 high schools, 3 intermediate/middle schools, 7 elementary schools, 1 Career and Technical Center, and 1 Alternative Education Center
- 560 people employed; including Head Start
- 330 full time teachers and administrators
- \$38,680 annual, average ten-month salary


Attendance Rate






Jason Smith,
Supervisor of Personnel &
Student Services



Educate ALL Students







Brenda Robinette,
*Supervisor of Middle Education
and Special Education*

Special Education

Scott County Public School Division pays special attention to the needs of children with disabilities. Every effort is made to educate all students in the “mainstream” of public education. The “Least Restrictive Environment” is considered for each child. To the maximum extent appropriate, students with disabilities are educated with students who are not disabled. Special classes, separate schooling, or other removal of students with disabilities from the regular educational environment occurs only when the nature or severity of the disability is such that education in regular classes with the use of supplementary aids and services cannot be achieved satisfactorily. It is recognized that a variety of special programs are necessary to service the range of complexity and severity of disabilities.

The following is a brief description of the various special education programs and services provided by Scott County Public Schools.

Inclusion

- Serves students in the general curriculum who have a mild to moderate disability but who may need direct services from a special education teacher
- Team teaching with two certified teachers in the classroom, a general education teacher and a special education teacher

Resource Classroom

- Serves Level I Students with Disabilities less than 50% of the day in a separate classroom
- Students generally have mild to moderate disabilities
- Students may either work in the regular classroom textbook or an alternate textbook and materials are generally presented on the students level of learning

Monitored Classroom

- Serves students in the general curriculum who have a mild disability and only need minor accommodations/modifications
- Instruction is provided by the general education teacher
- Students are monitored at least every 9-weeks and more often if warranted
- If failure occurs, a meeting will be called immediately and appropriate placement will be discussed
- Collaboration between the general education teacher and the special education teacher

Other Alternative Placements (for those students who need other special education programs)

- Homebound
- Home-based
- Homeschooled
- Hospital
- Alternative Education
- Consultative
- Private Day School
- Public and Private Day School
- Residential
- Combination of Programs Depending on the Needs of the Student


GIFTED EDUCATION

The Scott County Academically Gifted Program Is primarily composed of identified intellectually gifted students. Our identification procedure for admission includes the following items of assessment: (1) Review of academic progress, (2) Teacher checklist, (3) SAGE-2 Screening Assessment for Gifted Students, (4) OLSAT individual intelligence test, (5) SOL scores, (6) PALs scores (7) Assess Test, (8) Woodcock Johnson 111. The following is a brief description by grade levels of the services that are available for our identified students:

Primary Grades (K-7) there is in-class differentiation and a weekly enrichment pull-out class. We work on activities that enhance their logical and critical thinking skills as well as stimulating creativity. In the upcoming year we will be placing a new focus on helping students develop research skills to help them in future classroom settings.



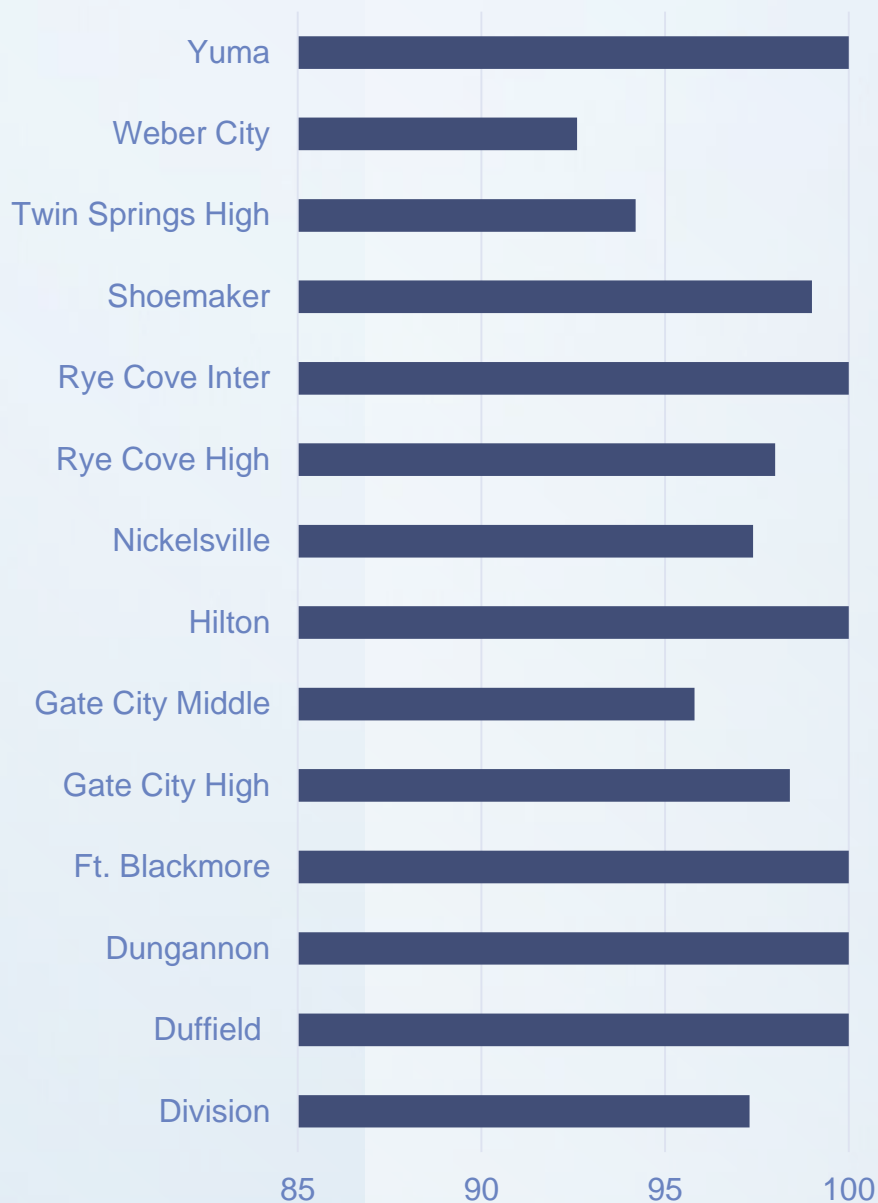
Secondary (8-12) includes an Academically Gifted Education Plan of choice for Advanced Classes, Honors Classes, Dual-Enrollment Classes, Academic Competition Team (Grades 9-12), AIM Scholar Program, and/or Technology-Computer Based Challenges, Governor's School.

The gifted program is another example of the dedication of the SCPS meeting the individual needs of all students. Our students find the gifted program both enjoyable and beneficial.









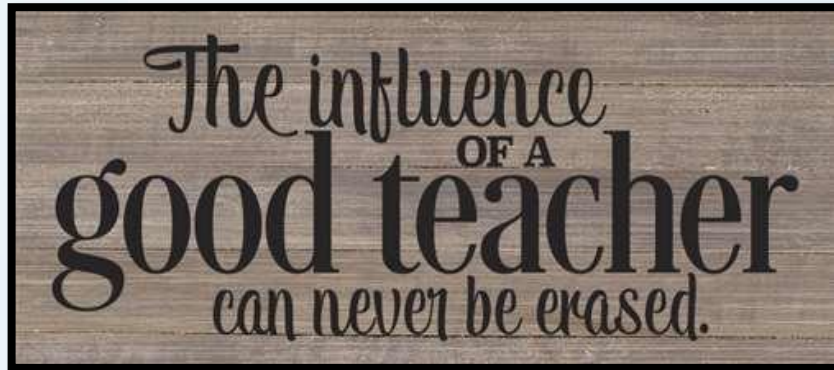
Highly Qualified Educators





Professional Development







Physical Health &
Responsible Behavior

SCHOOL PSYCHOLOGIST SERVICES

As a School Psychologist, I work to provide direct support and interventions to all students, consult with educators, families and other school based mental health professionals such as the school counselors and the school social worker. I also consult with all physicians and outside agencies, as appropriate, to improve support strategies and work with school administrators to improve school-wide practices in collaboration with community providers to coordinate services.

All children and youth can face problems from time to time related to learning, social relationships, making difficult decisions or managing emotions such as depression, anxiety, worry or isolation. School psychologists are trained to work in collaboration with school staff, students and families to resolve both long-term problems and short term issues facing students. I work on several committees and teams in the community setting, representing the school system while working to meet each student's needs.

School psychologists are trained in data collection and analysis, assessment, consultation and collaboration, mental health, behavioral and academic interventions, crisis prevention, crisis intervention, crisis preparedness and recovery, special education services, family and school collaboration, and professional ethics and school law.

I LOVE MY JOB! If you know me well at all, you have heard me make that statement countless times. I am blessed by this opportunity to work with all our students.

Every school has access to the services of the school psychologist. I can be reached by inquiring at the school directly or at the School Board Office Central office.

Katrina Toole,
*School Division
Psychologist*



SOCIAL WORK

As a school social worker, I work to address barriers that limit a student from receiving a full benefit from their educational experience. I also respond to referrals from school administration, parents, and teachers by providing direct services and by assisting families in accessing appropriate community resources. I work closely with the school psychologist and school counselors to improve each student's opportunity to be successful throughout their school career.



Angie Vermillion,
*School Division
Social Worker*

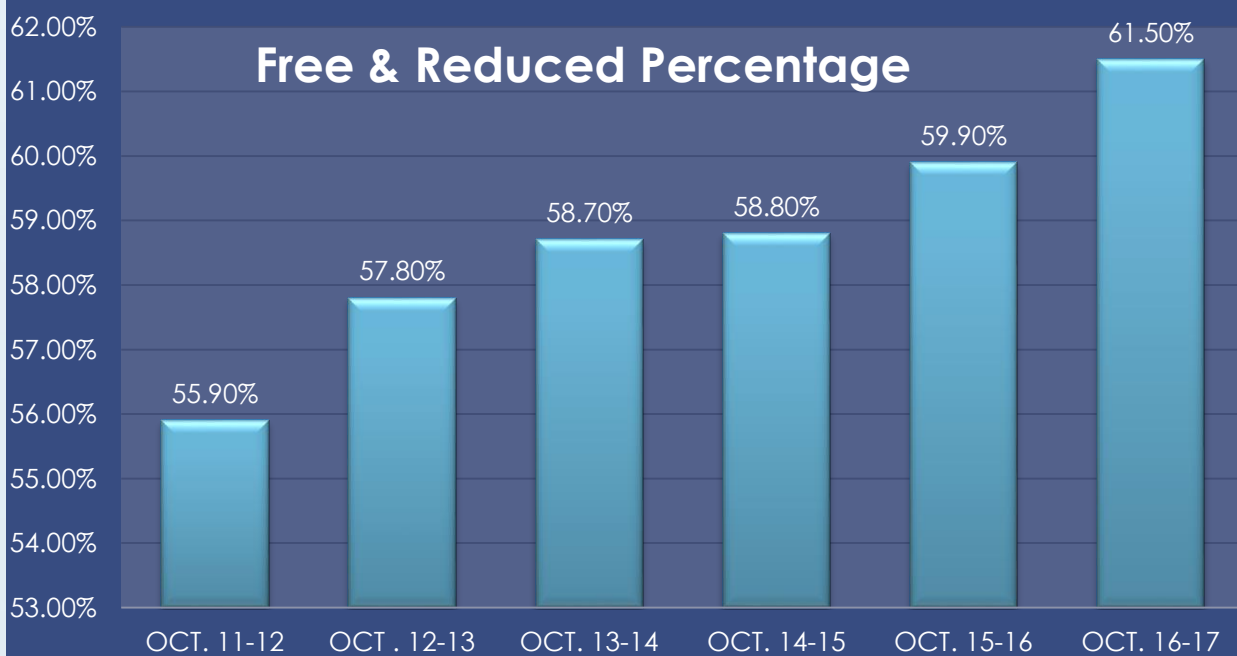
I am accessible at the school board office, by inquiring at the schools directly, or via email @ angie.vermillion@scottsschools.com

As I work with students, I provide crisis intervention, develop strategies that will increase academic success, assist with conflict resolutions and anger management, assist the child in understanding and accepting self and others. I provide counseling on an individual, group, or family basis to the students in the Alternative Education Program and complete home visits as a method to access the families and conduct interviews to complete sociocultural assessment for special education referrals. I also network with community agencies to provide essential services and/or resources that the students and family may need.

School Social Workers are trained mental health professionals with a degree in social work who provide services related to a person's social, emotional and life adjustment to school and/or society. School Social Workers are the link between the home, school and community in providing direct as well as indirect services to students, families and school personnel to promote and support students' academic and social success.



Safety doesn't happen by accident.










Safe Transportation & Buildings



Gary Adams,
*Transportation
Coordinator*



-  Approximately 1,500 students ride school buses in Scott County daily.
-  Our buses travels almost 728,000 miles annually
-  Purchased 2 new buses in 2016/17 – 1 for Special Needs and a 64 Passenger Bus
-  The transportation department staff includes approximately 55 employees.
-  The division spends over \$1,760,000 each year for pupil transportation



Clinic Care

Motto: *Students must be healthy to be educated and educated to be healthy!*

Mission Statement:


'Scott County Public School nurses will work to enhance the educational achievement for each student by promoting health and wellness within the schools and community'

Highlights:

- Scott County Public Schools is fortunate to have a nurse available in each school every day.
- With seven registered nurses, four licensed practical nurses, and one health care aid, our division currently staffs a total of twelve school health clinic personnel.
- **SCOTT COUNTY PUBLIC SCHOOL NURSES:**
 - Promote physical and mental health and wellness through daily nursing assessments.
 - Prevent and assist life threatening emergencies utilizing critical thinking skills.
 - Provide skilled nursing care to both students and staff, as well as case management and resource services to families within our community.
 - Provide health, dental, vision, and hearing screenings to all students.
 - Establish individualized care plans and medication regimens
 - Work collaboratively with local health departments, medical providers, and school personnel to promote student wellness and success within the classroom.
 - Participate in safety and crisis team management within our schools and community.
 - Work collaboratively with community resources on school health immunization programs.

Students with Physician Diagnosed Chronic Health Conditions

Total Number of students with Diabetes	Total Number of students with Asthma	Total Number of students with Seizure Disorder	Total Number of students with Life Threatening Allergies
15	156	21	62

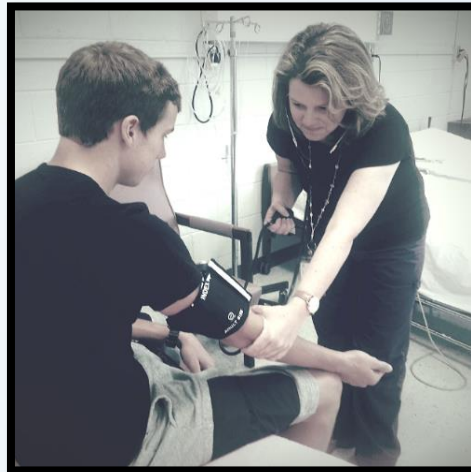


Tiffany Howard,
School Nurse Coordinator



"Our role as school nurses is to promote a successful educational environment, while supporting our children with available health support and care."

Tiffany Howard, RN, BSN, Nursing Coordinator



Student Clinic Encounters

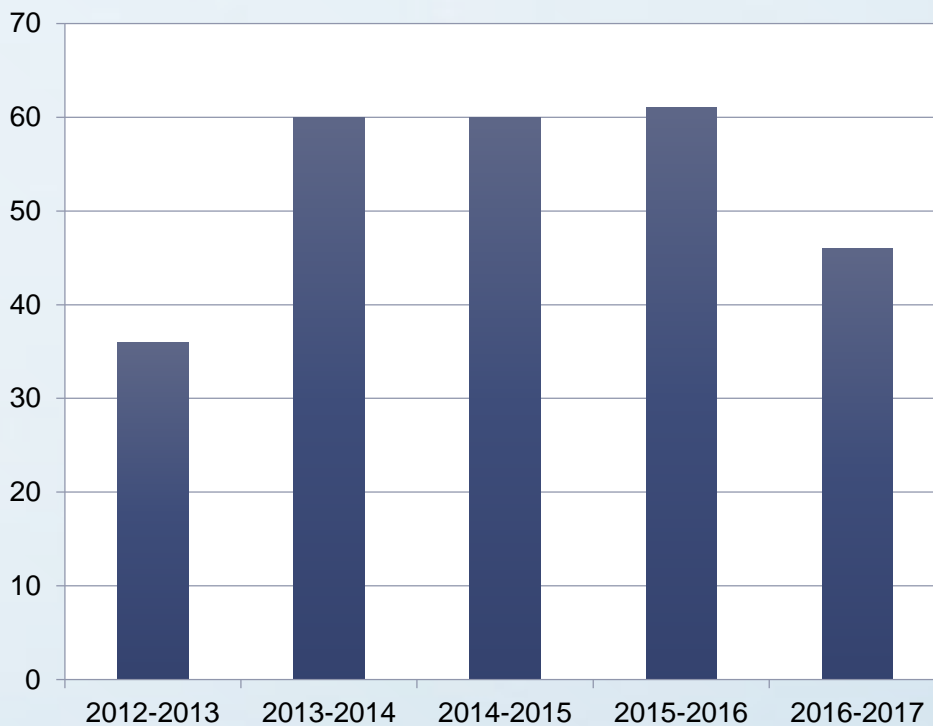
SCHOOL YEAR	Estimated Total Number of visits by students to the school clinic and seen BY THE SCHOOL NURSE	Estimated Total Number of students sent home BY THE SCHOOL NURSE	Estimated Total Number of students sent back to class BY THE SCHOOL NURSE	Estimated Total Number of students who experienced an emergency and assessed BY THE SCHOOL NURSE
2014-15	6,425	1, 619	4, 806	17
2015-16	7,074	1,332	5,742	21
2016-17	11,331	3,399	7,932	35



ALTERNATIVE EDUCATION

The Renaissance Program was developed to positively affect the lives of students who are at-risk of dropping out of school because of multiple factors. Students who are enrolled in this program are expected to meet the same requirements as students who participate in the general curriculum.

Number Served at Renaissance Program



2017 HIGHLIGHTS:

The Alternative education staff had an additional 16 students enrolled in the English 12, and US Government “night class” program to help assist seniors with early graduation, and 4 GED students in the “regular GED Program” The Alternative Education Program also provided instructional service to 2 inmates, who were incarcerated at Duffield Regional Jail, to help them graduate in the GED program.

BUILDING SERVICES

Scott County Schools Maintenance Department employees work each day to provide a good quality learning and working environment for all of the students, faculty, and staff in the division. With the age of the buildings ranging from 30-60 years old, maintenance employees complete numerous challenges daily to complete requested service repairs at all schools and other buildings throughout Scott County. The Maintenance Department also works with other departments in the division completing upgrades to support the common goal of creating a better learning environment to help students receive a quality education.

Along with daily work requests we schedule and complete preventative maintenance tasks, renovation projects, and also assist contractors with various projects throughout the division. The Maintenance Department personnel have a good level of knowledge, skills, and ability to complete numerous challenges in all of their individual areas of trade. They are able to complete work individually and also complete large jobs demonstrating a great team work effort.



Below is a list of some jobs/projects completed by the Maintenance Department in 2017.

- Completed the installation of LVT and VCT flooring for Hiltons Elementary, Gate City High, Career & Tech, and Twin Springs High
- Provided modifications for new classrooms at Career & Technical Center
- Purchased and installed new kitchen equipment at Dungannon Intermediate, Rye Cove High, Rye Cove Intermediate, Shoemaker Elementary, and Weber City Elementary
- Assisted contractors with new steam line insulating work at Gate City High & Rye Cove High
- Installed a new 400amp electrical service and wiring for computer lab at Gate City High
- Assisted contractors with Gate City Middle School Tech Lab HVAC system upgrade
- Pressure washed exterior part of gym for Shoemaker Elementary
- Renovated Rye Cove High stadium locker room under the home bleacher area
- Purchased and completed the piping and electrical work for a new Rye Cove High boiler feed water system for the coal fired boilers
- Installed new metal roofing for Twin Springs High field house and batting cage
- Worked with contractors on a new installation for Twin Springs High café and auditorium HVAC unit
- Continued work at all schools on exterior door electronic access
- Replaced shaft bearings for Air Handler Unit at Gate City Middle School



Mr. Robert Sallee,
Supervisor of Maintenance

Career and Technical Center



Career & Technical
Education

Course offerings

- Automotive Technology (I, II, III)
- Auto Body Technology (I, II, III)
- Cosmetology (I, II, III)
- Carpentry (I, II, III)
- Nurse Aide (I, II)
- Electricity and Cabling (I, II, III)
- Engineering Design (I)
- Equine Management (I)
- Graphic Imaging Technology (I, II, III)
- Computer Networking Hardware Operations (I, II, III, IV)
- Green House Management (I)
- Horticulture (I, II, III)
- HVAC (I, II)
- Landscaping (I)
- Masonry (I, II, III)
- Technical Drawing and Design (I)
- Small Animal Care (I, II)
- Veterinary Science (I)
- Welding (I, II, III)
- Culinary Art (I)
- Drama (I)
- Early Childhood Education (I)
- Intro to Health and Medical (I)
- Outdoor Parks and Recreation (I)

Ralph Quesinberry,
*Supervisor of Career &
Technical Education*



CTE	2015-2016	2014-2015	2013-2014	2012-2013	2011-2012
Number of CTE Completers	230	226	237	232	266
National Occupational Competency Testing Institute (NOCTI) Assessments	3	19	0	0	11
State Licensures	20	5	6	11	18
Industry Certification	491	521	289	297	251

Scott County Career and Technical Center Student Organizations and Leadership Programs

Skills USA Competition

Year	District Student Participants	District Medals	State Student Participants	State Medals
2011-2012	11	11	11	0
2012-2013	11	11	8	2
2013-2014	10	6	5	0
2014-2015	?	5	5	3
2015-2016	27	8	8	0
2016-2017	15	8	6	2

FCCLA Leadership Conference Competition

Year	State Student Participants	State Medals	National Participation
2013-2014	37	11	11
2014-2015	25	9	9
2015-2016	22	12	12
2016-2017	23	2	2

FFA Competition

Year	Competition Student Participants	Awards
2015-2016	10	
2016-2017	6	3 (5 th in the State)

FCCLA State Leadership Positions

John Dalton Ferguson

2012/13 Virginia Vice President of Programs

Kaitlyn Lane

2013/14 Virginia President of Parliamentary Law

Emily Mays

2014/15 Virginia FCCLA 1st Vice President

Brooklyn Hensley

2015/16 Virginia FCCLA Vice President of Parliamentary Law

Marah Mullins

2016/17 Virginia FCCLA Vice President of Parliamentary Law

Hanna Musick

2017/18 Virginia FCCLA Vice President of Competitive Events

The Eleven Standards Outlined in the CTE Annual Performance Report

	2015-2016		2014-2015		2013-2014		2012-2013	
Standards	Scott County	State	Scott County	State	Scott County	State	Scott County	State
#1: Completed CTE program/enrolled in academic course will attain passing score on end-of-course testing in reading.	99.13%	94%	99.12%	98%	99.58%	85%	99.57%	85%
#2: Completed CTE program/ enrolled in academic course will attain passing score on end-of-course test in Mathematics.	99.13%	96%	99.56%	99%	99.58%	62%	100%	61%
#3: Students who attained 80% of the essential competencies on the state provided industry-validated competency lists.	99.57%	94%	99.12%	93.%	100%	84%	100%	84%
#4: Student completers participating in State recognized credentialing test.	96.10%	91%	92.07%	92%	86.39%	56%	84.91%	55%
#5: Student completers taking and passing a State recognized credentialing test.	93.24%	82%	81.82%	80%	75.76%	75%	80.2%	75%
#6: Completed a CTE program and graduated from secondary education.	99.57%	97%	97.84%	98%	97.93%	88%	97.9%	88%
#7: Number of CTE students who earned an Advanced or standard diploma	90.48%	89%	94.71%	84%	95.78%	83%	93.97%	83%
#8: Students who successfully transitioned from school to employment, military, or further education.	98.88%	94%	98.86%	95%	97.49%	83%	85.57%	83%
#9: Response rate to CTE student follow-up survey	78.41%	75%	75.76%	75%	85.41%	75%	79.51%	75%
#10: Total enrollment rates in the state-identified courses for nontraditional-career participation of the gender that comprises of less than 25%	36.64%	32%	37.84%	34%	40.57%	25%	47.5%	25%
#11: Total completion rate in the state-identified courses for nontraditional career preparation of the gender that comprises of less than 25%	37.81%	29%	50.52%	31%	40.38%	22%	37.5%	22%

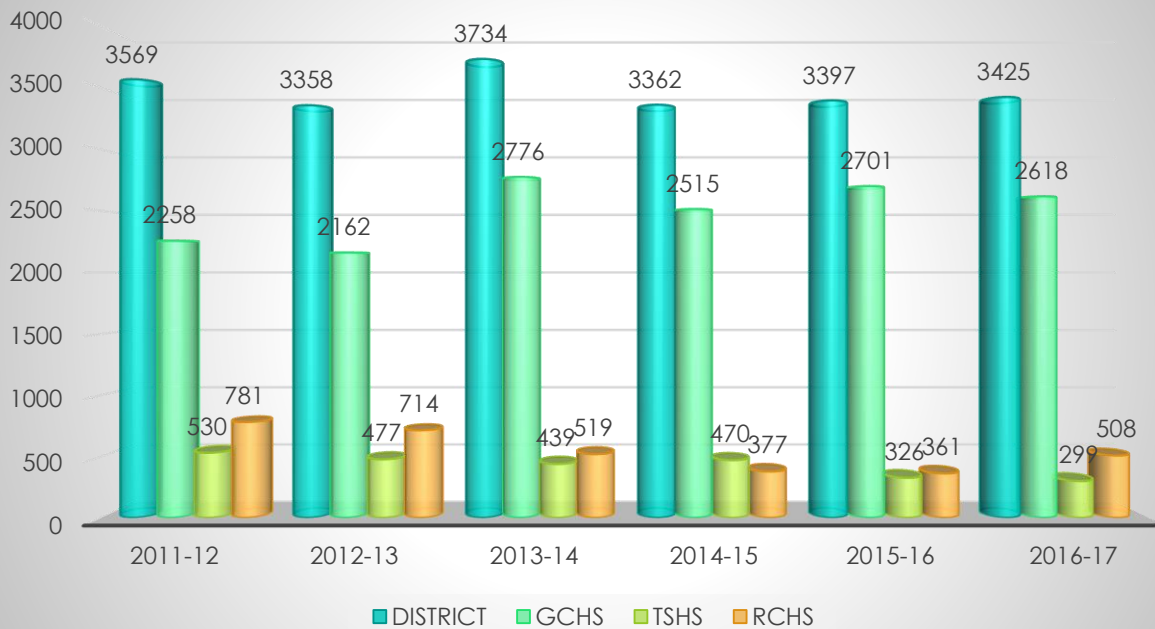
DUAL ENROLLMENT HOURS TAKEN BY SCOTT COUNTY STUDENTS



Challenging
Our Students



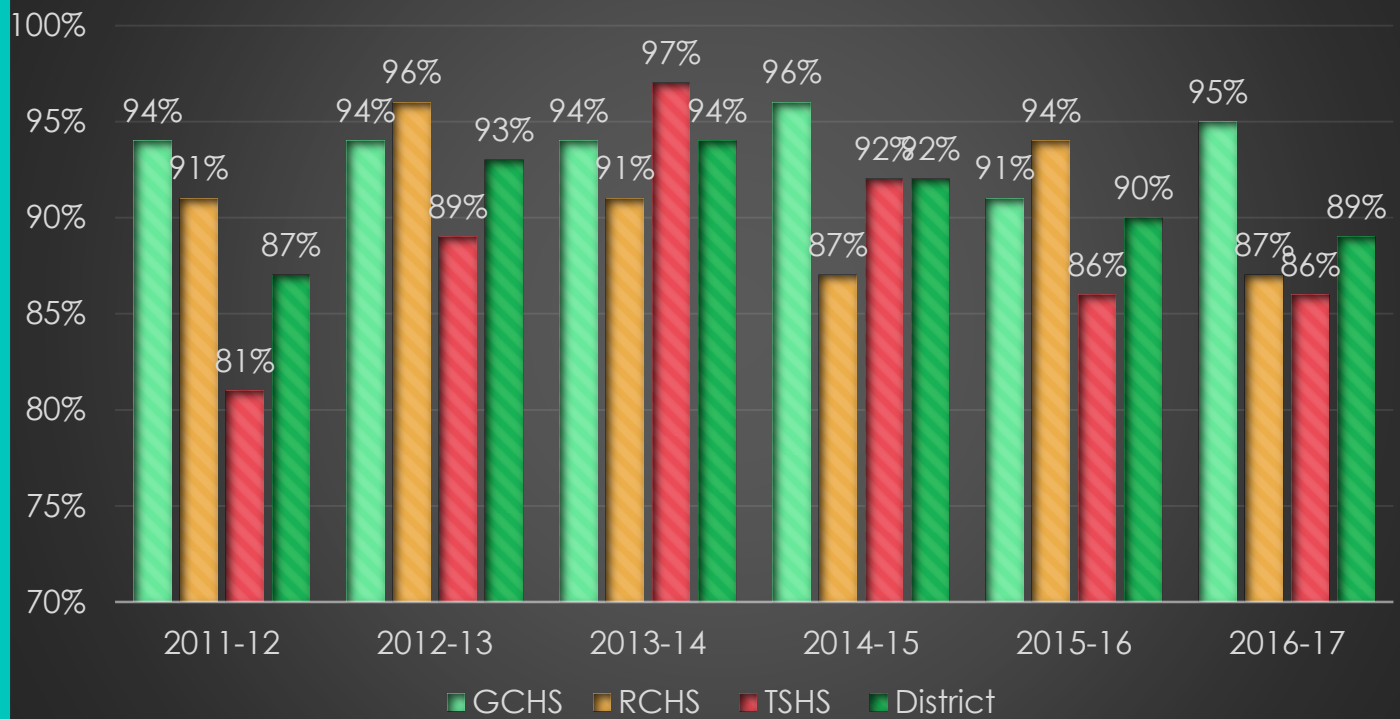
Jennifer Frazier,
Secondary Supervisor
& Food Service Supervisor



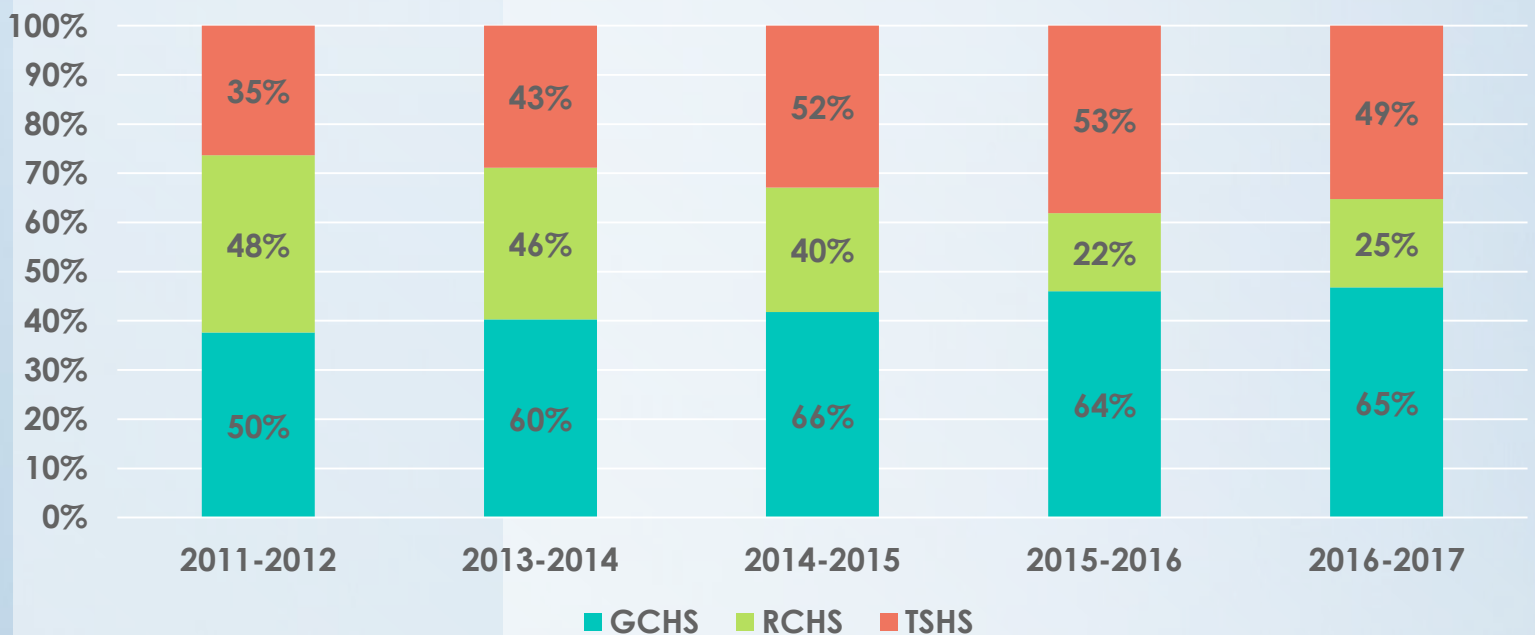
Our partnership with Mountain Empire Community College, A. Linwood Holton Governor's School, and Elite Learning/SVETN has allowed Scott County Public Schools to offer the following Dual Enrollment courses:

ADJ 100	Survey Criminal Justice	AST 141	Word Process I
BIO 101	Gen Biology I	BIO 102	General Biology II
BIO 141	Hum Anatomy/Physiology I	BIO 142	Hum Anatomy/Physiology II
BIO 231	Anatomy/Physiology I	BUS 241	Business Law I
BUS 242	Business Law II	BUS 280	Intro to International Business
EGR 125	Into to Engineering Methods	EGR 127	Intro to Computer Programming
ENG 111	College Composition I	ENG 112	College Composition II
ENG 211	Creative Writing	FIN 107	Personal Finance
HCT 101	Health Care Tech I	HCT 102	Health Care Tech II
HIS 121	US History I	HIS 122	US History II
HIS 101	History of Western Civilization I	HIS 102	History of Western Civilization II
HIS 111	History of World Civilization I	HIS 112	History of World Civilization II
HIS 205	Local History	HIS 269	Civil War and Reconstruction
HIS 270	America in the Gilded Age	HLT 105	Cardiopulmonary Resuscitation
HLT 100	First Aid in CPR	HLT 130	Diet Therapy
HLT 145	Ethics for Health Care Personnel	IND 160	Introduction to Robotics
ITE 119	Information Literacy	ITE 170	Advanced Multimedia
ITE 270	Advanced Multimedia	ITN 154	Networking Fund
ITN 155	Switching, Wireless, and Wan Technologies (ICND2-Cisco)		
ITN 156	Basic Switch and Router- Cisco	ITN 157	WAN Technologies- CISCO
MTH 163	Pre-Calculus I	MTH 164	Pre-Calculus II
MTH 273	Calculus I	MTH 241	Statistics I
MTH 242	Statistics II	MTH 158	College Algebra
MTH 146	Introduction Elementary Statistics	NAS 131	Astronomy I
NAS 132	Astronomy II	PHY 121	Principles of Physics I
PHY 122	Principles of Physics II	PLS 211	U.S. Government I
PLS 212	U.S. Government II	PSY 200	Principles of Psychology
WEL 100	Fund Welding	WEL 124	Arc Welding II
WEL 160	Semi-Auto Weld		

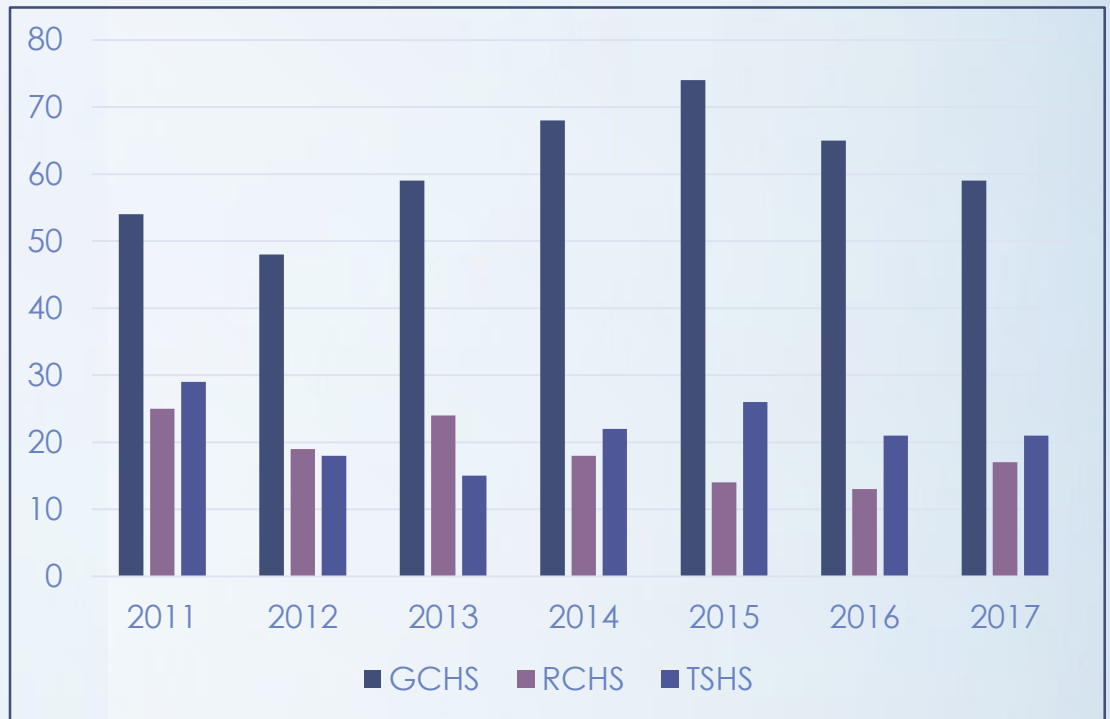
GRADUATION RATE



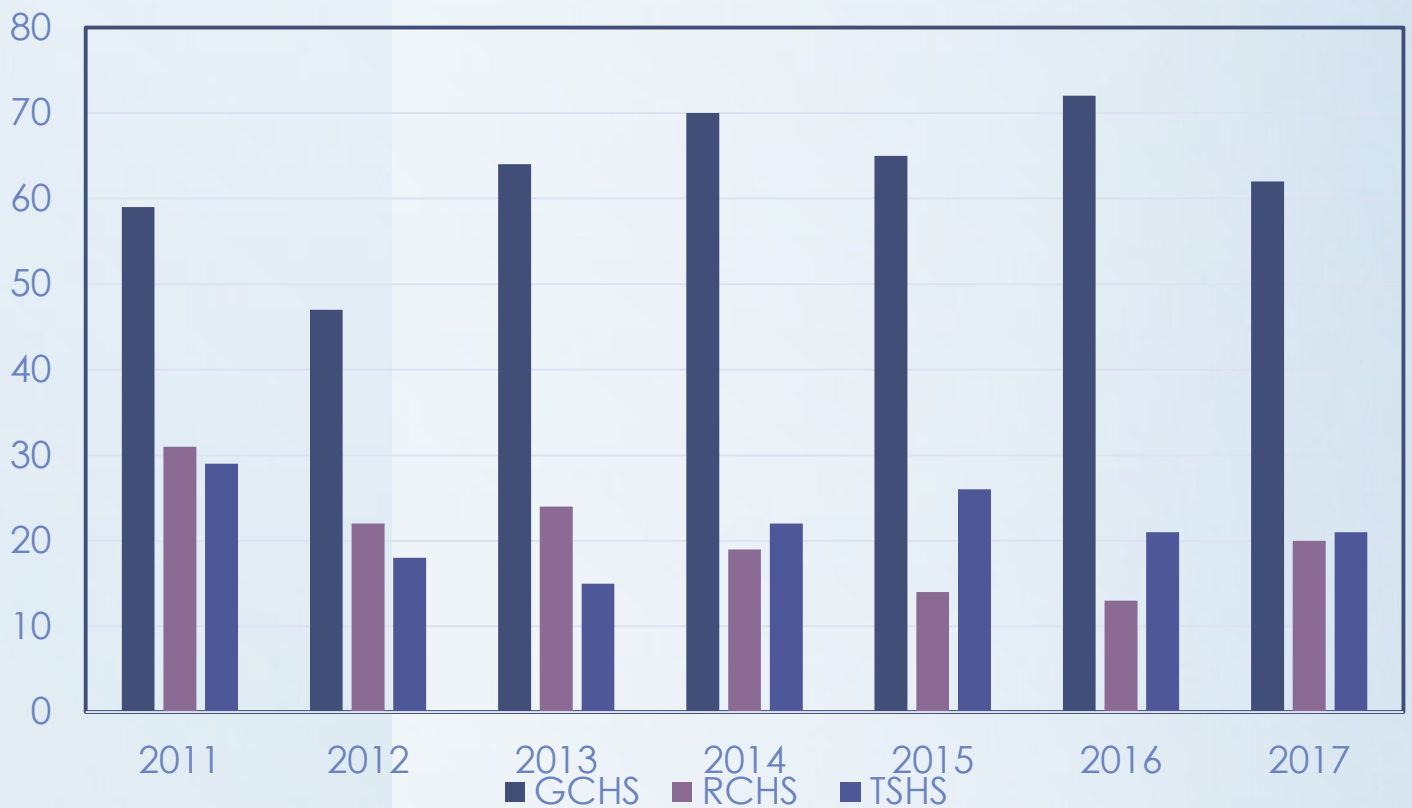
ADVANCED STUDIES DIPLOMA



TN/VA SCHOLARS



AIMS SCHOLARS



Community & Family Involvement

10



Technology Department



Debby Brickey,
Technology Coordinator

Through discounted funding from Universal Services Administrative Company (USAC), we were able to obtain new switches and wireless access points to make this project possible.

Some of the steps taken to move toward a one-to-one student device are.

- We acquired a new and separate domain, @scottsschools.org that will house our Google services.
- Our Active Directory had to be completely rebuilt to make student and staff access instant when they enrolled in our division or moved to another school within the Google environment.
- Additional VLANs were put into place to support the additional devices and to partition the Google world from our Windows desktop world.
- Additional electrical power outlets in the classroom ceilings are needed to support the new switches.
- As all of the equipment, network, and infrastructure is being overhauled, our Instructional Technology Resource Teachers (ITRT) Team have been busy attaining Google certification in order to train and support our staff and students.
- Staff training has already begun and will continue throughout the school year.
- We will be placing pilot sets of Chromebooks in certain classrooms during the second half of this school year to assess their usage and success.



Scott County School's Technology Team is working on some new ventures to improve student learning. Specifically, Google Apps for Education and the Google Laptop-the Chromebook.

So, What Is Google Apps for Education?

[Google Apps](#) is a collection of free online applications. These applications do not reside on the computer, itself, but rather they are accessed through a web browser. This is referred to as "working in the "cloud."

The benefit of this structure allows flexibility in accessing documents and projects from any computer with Internet access. Staff and students can access their school documents from the lab, the classroom, the public library, and from home.

[Google Apps for Education](#) is Google Apps specifically tailored for educational institutions. Accounts are managed by the school district (not by Google) and advertisements are all turned off. Google Apps for Education allows school districts to reserve a special Google domain/area for their staff and students to create, collaborate, and share ideas online.

Our team will be working with our instructional staff at the central office and at the schools to create best practices and policies to present to the school board for approval.

Chromebook Advantages:

1. VA Department of Ed approved for testing Standards of Learning Tests.
2. We can ensure educational use by disabling guest sign in and restricting them to our domain
3. Prevent removing device from our domain (cannot be erased)
4. Printing to our network printers can be turned on or off
5. Push applications that are district/teacher approved
6. Capability of routing through a proxy which means we will filter internet and track activity at home for students with internet connectivity at home.
7. Enable/Disable hardware accessibility such as webcams, speakers, external hard drives, printers, etc.

"Scott County Schools and Scott County Telephone Cooperative have a very good working relationship. Any time we have a temporary bandwidth surge need, SCTC doesn't hesitate to help the school division meet the needs of our students and staff". Debby Brickey, Technology Coordinator, Scott County Public Schools.

"I want to thank SCTC for working with the school system to provide the additional bandwidth to support our technology initiatives when and as needed. SCTC has always been very supportive."

"We are very excited about the implementation of Google Classroom in Scott County. It will be a valuable instructional tool." John I. Ferguson, Superintendent, Scott County Public Schools.

SCOTT COUNTY PUBLIC SCHOOLS

SCOTT COUNTY PUBLIC SCHOOLS 2017-2018

DUFFIELD PRIMARY SCHOOL

863 Duff Patt Hwy
Duffield, VA 24244
Phone: 276-431-2244 Fax: 276-431-2131
Greg Ervin, Principal (greg.ervin@scottschools.com)
Whitney Berry, Assistant Principal
Crystal McConnell, Guidance
Patricia Nash, Secretary

DUNGANNON INTERMEDIATE SCHOOL

113 Fifth Avenue
Dungannon, VA 24245
Phone: 276-467-2281 Fax: 276-467-2854
Jennifer Meade, Principal
(jennifer.meade@scottschools.com)
Alicia White, Assistant Principal
Judy Mullins, Guidance
Renee Adams, Secretary

FORT BLACKMORE PRIMARY SCHOOL

214 Big Stoney Creek Road
Fort Blackmore, VA 24250
Phone: 276-995-2471 Fax: 276-995-2854
Jennifer Meade, Principal
(jennifer.meade@scottschools.com)
Kari White, Assistant Principal
Judy Mullins, Guidance
Sherri Carter, Secretary

GATE CITY HIGH SCHOOL

178 Harry Fry Drive
Gate City, VA 24251
Phone: 276-386-7522 Fax: 276-386-2895
Mike Lane, Principal (mike.lane@scottschools.com)
Brent Roberts, Amy Sallee, Assistant Principals
Rebecca Baker, Susan Wolfe, Guidance
Tracy Ferguson/Karen Blanton, Secretaries
Jenny Jordan, Guidance Secretary

GATE CITY MIDDLE SCHOOL

170 Harry Fry Drive
Gate City, VA 24251
Phone: 276-386-6065 Fax: 276-386-2558
Reagan Mullins, Principal
(reagan.mullins@scottschools.com)
Scottie Vermillion, Assistant Principal
Rhonda Williams, Guidance
Nikki Gardner / Shelia Mays, Secretaries

HILTON ELEMENTARY SCHOOL

303 Academy Road
Hilton, VA 24258
Phone: 276-386-7430 Fax: 276-386-3192
Kelsey Taylor, Principal (kelsey.taylor@scottschools.com)
Sarah Medukas, Assistant Principal
Andrea Lawson, Guidance
Robin Hall, Secretary

NICKELSVILLE ELEMENTARY SCHOOL

P.O. BOX 138/11415 Nickelsville Hwy
Nickelsville, VA 24271
Phone: 276-479-2878 Fax: 276-479-2121
Tracy Stallard, Principal (tracy.stallard@scottschools.com)
Christy Miller, Assistant Principal
Judy Mullins, Guidance
Robin Bond, Secretary

RYE COVE HIGH SCHOOL

184 Eagle's Nest Lane
Duffield, VA 24244
Phone: 276-940-2701 Fax: 276-940-2277
Travis Nickels, Principal (travis.nickels@scottschools.com)
James Carter, Assistant Principal
Lori Bush, Guidance
Rebecca Statzer/Teresa Shupe, Secretaries
Susan Carter, Guidance Secretary

RYE COVE INTERMEDIATE SCHOOL

158 Memorial School Lane
Duffield, VA 24244
Phone: 276-940-2322 Fax: 276-940-4161
Chris Stapleton, Principal
(chris.stapleton@scottschools.com)
Adam Keith, Assistant Principal
Crystal McConnell, Guidance
Barbara Baker, Secretary

SHOEMAKER ELEMENTARY SCHOOL

218 Shoemaker Drive
Gate City, VA 24251
Phone: 276-386-7002 Fax: 276-386-7932
Renee Dishner, Principal (renee.dishner@scottschools.com)
Milly Leighton, Assistant Principal
Stacy Wood, Assistant Principal
Amber Mullins, Guidance
Pam Flanary / Kristi Rusek, Secretaries

TWIN SPRINGS HIGH SCHOOL

273 Titan Lane
Nickelsville, VA 24271
Phone: 276-479-2185 Fax: 276-479-3103
Jordan Mullins, Principal (jordan.mullins@scottschools.com)
Tracy Garrett, Assistant Principal
Bridgette Rose-Barnette, Guidance
Norma Casteel/Lana Culbertson/Secretaries
Sheila Nash, Guidance Secretary

WEBER CITY ELEMENTARY SCHOOL

322 Jennings Street
Weber City, VA 24290
Phone: 276-386-7981 Fax: 276-386-9289
Cindy Dorton (cindy.dorton@scottschools.com)
Laura Pyne, Assistant Principal
Kim Wilson, Guidance
Jackie Willis, Secretary

YUMA ELEMENTARY SCHOOL

130 Grover Cleveland Lane
Gate City, VA 24251
Phone: 276-386-3109 Fax: 276-386-3274
Valerie Babb, Principal (valerie.babb@scottschools.com)
Amber Smith, Assistant Principal
Andrea Lawson, Guidance
Sherry Bridwell, Secretary

SCOTT COUNTY CAREER & TECHNICAL CENTER

387 Broadwater Avenue
Gate City, VA 24251 (ralph.quesinberry@scottschools.com)
Phone: 276-386-8515 Fax: 276-386-2852
Ralph Quesinberry, Career & Technical Director
Stephen Taylor, Assistant Principal
Jenny Houseright / Tara Dillon, Secretaries